


Activity Survey Year 11 Leavers

Westminster City Council
St Marylebone CoE Bridge School



RPA

M	11	0	0	0
F	0	0	0	0
Total	11	0	0	0



Educated In/Out

M	5	6
F	0	0
Total	5	6

2022

Destination Summary

Headline Summary



Headline Destination



Full Time Education

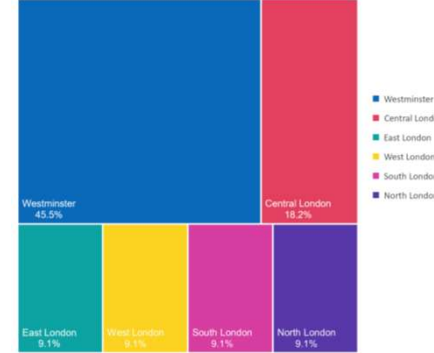
FTE - Entity Type - In/Out Borough



FTE - CourseType - In/Out Borough



FTE Destination - LEA Region



Analysis Notes:

Information correct at the time of analysis.

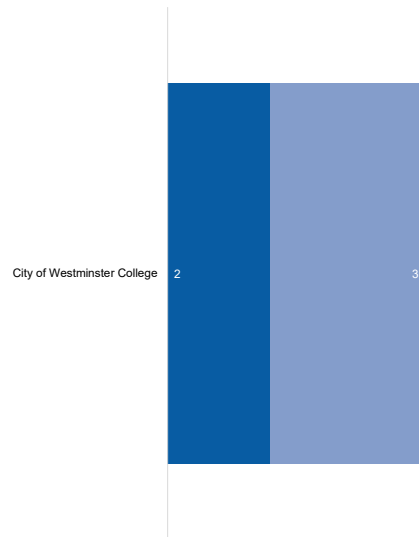
London boroughs are categorised into Sub-Regions based on 'The London Plan'. A full list of these is available from www.London.gov.uk

Destination capture date 1st November of survey year. Residency as recorded at 1st November of survey year.

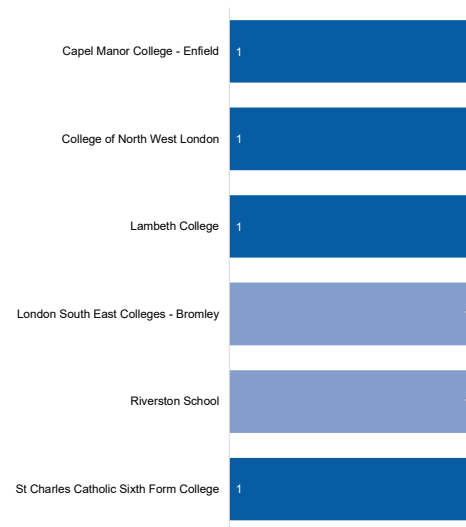
- For reporting purposes, *Educated at Home* are reported as the Educated LA not the Residency LA.
- Students undertaking A Levels, GCSE's or International Baccalaureate counted in 'Specific Academic'.
- Institutions with multiple campuses have been merged and are shown as the location of the main campus.
- Analysed data will show most popular.

NEET: Not Settled, Temp Break, Working Towards
FTE: Full Time Education
RPA: Raising Participation Age

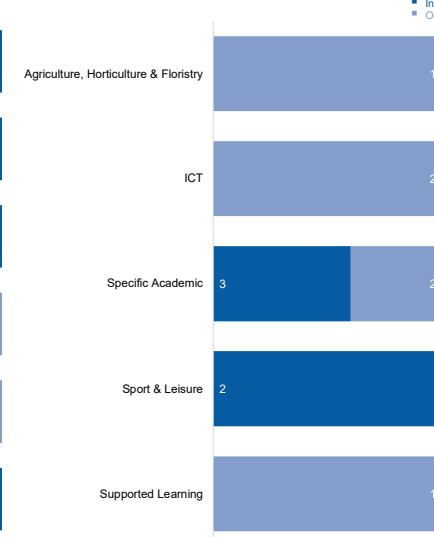
Destination Entity Inside Borough



Destination Entity Outside Borough



FTE Course



Employment/Training CRCI Graph

Not Applicable

Year 11 Leavers - Residential Area

