



Myth



Ancient



Quest



Year 7/8 English Greek Myths



Moral



Labyrinth



Arrogant

Year 7 / 8 English - Greek Myths

Topic Specific Vocabulary		Key Facts	Home Learning
Myth	A made up story from a long time ago	<p>The stories of some famous myths e.g. Hercules, Icarus and Theseus and the Minotaur</p> <p>Who the main Greek gods and goddesses are and what they are like.</p> <p>Myths teach lessons or morals or explain things people didn't understand, like thunderstorms, the seasons, or why bad things happen.</p>	<ol style="list-style-type: none"> 1. Login to your school account and complete a reading or writing task. 2. Draw your own mythical creature. Write in sentences to describe them 3. Revise SPaG using BBC Bitesize
Ancient	Very old or from a long time ago		
Quest	A long difficult journey or mission		
Moral	A lesson you learn from a story about how to behave		
Labyrinth	A maze		
Arrogant	Thinking you are better than others		

Core Subject Words				
noun	verb	adjective	explain	describe
formal	informal	character	plot	play
past	present	future	predict	question



Time



Analogue



Digital



£

Pounds



Total



Change

Y7/8 Maths
Measures: Time and Money

Maths: Y7/8 - Term 5 - Time and Money

Topic Specific Vocabulary		Key Learning	Home Learning
Analogue	using hands to tell the time	<ul style="list-style-type: none"> I can tell the time to the hour and half hour I can use analogue and digital clocks I can estimate the cost of common items I can add and subtract simple amounts of money 	<p>Weekly quiz on complete maths. Set on Monday, due on Friday</p> <p>Login details Username: firstnamesmbs Password: smbs123</p>
Digital	Using numbers to tell the time		
Time	How we measure how long things take		
Pounds	100p are in a pound		
Total	to find the total you need to add the numbers together		
Change	the amount of money left after you have bought something		

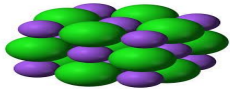
Core Subject Words				
Hour	Day	Week	Month	Year
Quarter past	Quarter to	Half past	Coins	Notes
Pence	Cost	Buy	Sell	Price




Atom



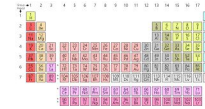
Element



Compound



Year 7 Science: Atoms Elements and Compounds



Periodic Table



Metal



Non- Metal

Science: Year 7- Term 5 - Atoms Elements and Compounds

Topic Specific Vocabulary		Key Learning	Home Learning
Atoms	The smallest thing. Everything in the universe is made of atoms	<p>I know how to describe an atom an element and a compound.</p> <p>I can find 5 elements in the periodic table.</p> <p>I can name 3 common compounds,</p>	<p>Practice Science Key words in Vocabulary Books</p> <p>Youtube - Dr Binocular Science videos</p>
Elements	Something which is made from only one type of atom		
Compound	Something which is made from 2 or more elements		
Periodic Table	A table that shows all the elements		
Metal	They are typically hard, shiny solids that conduct heat and electricity, are easy to shape		
Non- Metal	. They are typically dull (not shiny), brittle (shatter when hit), and poor conductors of heat and electricity.		

Core Subject Words

Nucleus	Proton	Neutron	Electron	Atomic Number
Molecule	Symbol	Period	Group	Solid
Liquid	Gas	Hydrogen		



Celebration



Presentation



Headdress



Year 7 Art: Day of the Dead Festival



Culture




Annotation



Mexico

Art: Year 7 - Term 5 - Day of the Dead

Topic Specific Vocabulary		Key Learning	Home Learning	
Celebration	A planned party.	<p>Understand the meaning of the Day of the Dead and how it connects to celebration and culture in Mexico.</p> <p>Develop the ability to create and present artwork, such as a headdress, with clear annotation explaining ideas.</p> <p>Compare different styles and symbols used in Day of the Dead art and how they represent cultural traditions and celebrations.</p>	<p>Research task: Create a short fact file about the Day of the Dead in Mexico, focusing on its celebration and culture, including key symbols and meanings.</p> <p>Creative task: Design your own Day of the Dead headdress or mask, inspired by traditional patterns and colours, ready for presentation in class.</p> <p>Written task: Write a paragraph of annotation explaining your artwork, describing your ideas, cultural influences, and how it links to the celebration.</p>	
Culture	The way that people live.			
Presentation	To talk about your work in front of t class,			
Annotation	Adding notes.			
Headdress	A fancy thing you wear on your head.			
Mexico	A country in Southern America.			
Core Subject Words				
Pattern	Texture	Space	Value	Tone
Line	Form	Self-Portrait	Elements of art	Landscape
Portrait	Layer	Sculpt	Re-work	Enhance



Shakespeare




Abandon



Tempest

Year 7 Drama: The Tempest



Tragedy



Comedy



Duke

Drama: Year 7 - Term 5 - Topic Vocabulary Mat

Topic Specific Vocabulary		Key Learning	Home Learning
Shakespeare	A man who lived in London over 400 years ago and wrote lots of famous plays.	<p>The Tempest is a Shakespearean play.</p> <p>The story starts because, Prospero is the Duke of Milan. His brother Antonio wants to be Duke.</p> <p>This play is a comedy.</p>	<p>The Tempest</p> <ol style="list-style-type: none"> 1. Create a poster for our play 'The Tempest' 2. Draw a storyboard for the key points in 'The Tempest' 3. Write a short life history of Shakespeare. 4. Learn your lines.
Abandon	to leave completely		
Tempest	a violent storm with rain, hail, or snow		
Tragedy	A very very sad event		
Comedy	Films, TV shows and plays that are funny.		
Duke	Like a King		

Core Subject Words

Perform	Transition	Play	Performance	Playwright
Audience	Script	Theatre	Genre	Staging
Character	Scene	Drama	Levels	Props



Plant



Soil



Seed



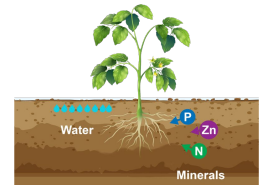
Year 7 Food Tech: Gardening



Sunlight





Harvest



Nutrients

Food Tech: Year 7 - Term 5 - Gardening

Topic Specific Vocabulary		Key Learning	Home Learning
Plant	A living thing that grows in soil. Plants need water, sunlight, soil, and space to grow.	<p>Gardening helps us understand how food is grown. Plants grow from seeds and need water, sunlight, soil, nutrients, and space to grow well. Many fruits, vegetables, and herbs can be grown in a school garden. Plants must be cared for by watering them and following simple steps to help them grow.</p> <p>When plants are ready, they can be harvested, which means picking them to eat. Growing our own food can be fresh, healthy, and good for the environment.</p>	<p> Plants need important things to grow. Find 4 things plants need.</p> <p> Create a small poster or labelled drawing showing the things plants need to grow.</p>
Soil	The brown ground where plants grow. Soil holds the plant in place and gives it nutrients.		
Seed	A small part of a plant that you put in soil. With water and sunlight, it grows into a new plant.		
Sunlight	Light from the sun that helps plants grow. Plants need sunlight to make their food.		
Harvest	To pick or cut food when it is ready to eat, like picking tomatoes or lettuce from a plant.		
Nutrients	Food for plants found in soil. Nutrients help plants grow strong and healthy.		

Core Subject Words

Energy	Fats	Weighing / Measuring	Recipe	Hygiene
Protein	Vitamins	Healthy Meal	Nutrients	Healthy
Carbohydrates	Minerals	Hydration	Food Groups	Unhealthy



Invasion



Inhabitants



Empire



Year 7 Humanities Topic: The Romans



Legion



Conquer



Found

Subject: Year 7 - Term 5 - The Romans

Topic Specific Vocabulary		Key Learning	Home Learning		
Invasion	Takeover	<ul style="list-style-type: none"> To know that the Romans came to Britain a long time ago and they came in boats with soldiers. To know that the Romans built new things. They built roads, towns, and baths. To know that the Romans changed how people lived in Britain. They brought new food, houses, and rules. 	Research on the Internet and write a paragraph answering the following questions. <ol style="list-style-type: none"> When did the Romans attack Britain? When did the Romans conquer Britain? Did the British inhabitants resist the Romans? How do we know about what the Romans left in Britain? 		
Inhabitants	People who live in an area				
Empire	A group of countries ruled by a single monarch				
Legion	A group of 3,000 soldiers				
Conquer	Take land from someone				
Found	Build a new city				
		Core Subject Words			
		Retrieve	Evidence	History	Predict
		Examine	Measure	Geography	Conclude
		Source	Ratio	Estimate	Research



Swimming



Exercise



Health



Front Crawl



Backstroke



Breaststroke

Year 7 PE: Swimming

PE: Year 7 - Term 5 - Swimming

Topic Specific Vocabulary		Key Learning	Home Learning
Health	How well your body is.	Swimming uses every major muscle in your body Swimming is a great exercise for building strength and fitness Elephants are excellent swimmers and can swim for miles using their trunks as snorkels Swimming is a major part of the Summer Olympic Games	To learn key words and use the internet to explore different definitions and examples.
Exercise	Physical activity you do to make your body strong and healthy.		
Swimming	Moving your body through the water.		
Front Crawl	A swimming stroke on your belly with arms going in a circular motion and legs extended and kicking.		
Backstroke	A swimming stroke on the back with the arms going backward in a circular motion and the legs extended and kicking.		
Breaststroke	A way of swimming, your arms move in circles in front of your body while your knees move up and back towards your body.		

Core Subject Words

Health	Fitness	Front Crawl	Turn	Body
Exercise	Swimming	Backstroke	Kicking	Speed



Cyberbullying



Personal Information



Fake news online



Year 7 PSHE: *Online Safety*



Hacking



Online stranger



Phishing

PSHE: Year 7 - Term 5 - Online Safety

Topic Specific Vocabulary		Key Learning	Home Learning
Cyberbullying	Using technology, like phones, games, or the internet to be mean to someone online and on purpose.	<p>Understand that phishing is a digital trick where scammers use "fake bait," like a suspicious link or an urgent message, to steal private passwords.</p> <p>Develop detective skills to spot red flags such as spelling mistakes, strange email addresses, and offers that seem too good to be true.</p> <p>be able to compare official messages from real companies with phishing scams to ensure they never share their secret keys with a stranger.</p>	<p>Create a poster, PowerPoint, mindmap, report, animation or video about:</p> <ul style="list-style-type: none"> • What is cyberbullying? • Why should people not use a lot of screen time? • How can you protect your private information?
Personal Information	Details, such as your full name, your home address, or your phone number that tells people exactly who you are and where to find you.		
Fake news online	A story or a video that looks like real news, but it is actually a lie. Someone made it up on purpose to trick people.		
Hacking	Someone trying to "break into" a computer, a phone, or a website without being invited. It's like a digital burglar trying to find a way through a locked door to see what is inside.		
Online stranger	anyone on the internet that you do not know in "real life." Even if you have played games with them for a long time or they have a friendly profile picture, they are still a stranger.		
Phishing	where a scammer uses a fake "bait" to try and catch your private information, looking for things like your passwords, your bank details, or your secret codes.		

Core Subject Words

Safe	Relationships	British Values	Consent	Healthy
Unhealthy	Emotions	Wellbeing	Feelings	Hygiene
Skills	Qualities	Personal	Bullying	Budgeting



Inspired



Motivate



Brave



Year 7 Religious Studies: Famous followers of Religion



Justice



Protest



Segregation

Famous followers of Religion: Year 7 - Term 5 - Topic Vocabulary Mat

Topic Specific Vocabulary		Key Learning	Home Learning
inspired	when you see someone do something great and it makes you want to do something great	<ul style="list-style-type: none"> • Muhammad Ali was a brave boxer who followed Islam and showed the world that being kind is the most important. • Martin Luther King Jr was a Christian leader who used peaceful words to help everyone be treated fairly. • The Dalai Lama is a Buddhist leader who travels the world teaching people to be kind to every living thing. 	<ul style="list-style-type: none"> • Draw a picture of one of the famous followers of Religion studied. Draw objects and symbols that represent their beliefs and life story. • Finish this sentence with your own idea: "If I were a famous follower of a religion, I would use my voice to speak up for..." • Write a short letter to one of the people we studied. Tell them how their life has motivated you.
motivate	Something that makes someone feel excited so they want to try their very best.		
brave	Doing the right thing.		
justice	Making sure everyone is treated the right way and gets what they need.		
protest	Showing that you want something to change		
segregation	Separating people based on their race		

Core Subject Words				
fact	faith	creation	prophet	community
ceremony	miracle	festival	worship	moral
sacrifice	tradition	devotion	holy	prophecy

(ABC)

el inglés

($2+3=5$)
[ruler, red square, yellow triangle, blue circle]

Las matemáticas



Las ciencias



Year 7 Spanish: School subjects and opinions



el arte



La educación física



La historia

Spanish: Year 7 - Term 2 - School subjects and opinions

Topic Specific Vocabulary		Key Learning	Home Learning												
El inglés	English	Me gusta - I like No me gusta - I don't like Me encanta - I love Odio - I hate	<p>1. Practise the topic vocabulary for the term: Use the practice slide in Google Classroom and use the audio. Create some flashcards use a Look-Cover-Write-Check sheet</p> <p>2. Write and illustrate a day of your school timetable in Spanish. You could do the whole week if you want. See Ms Brooks for a template if you would like one.</p>												
Las matemáticas	Maths														
Las ciencias	Science														
El arte	Art														
La educación física	PE														
La historia	History														
<table border="1" style="width: 100%; text-align: center;"> <thead> <tr> <th colspan="4">Core Subject Words</th> </tr> </thead> <tbody> <tr> <td>vocabulary</td> <td>translate</td> <td>adjective</td> <td>plural</td> </tr> <tr> <td>foreign</td> <td>noun</td> <td>verb</td> <td></td> </tr> </tbody> </table>		Core Subject Words				vocabulary	translate	adjective	plural	foreign	noun	verb			
Core Subject Words															
vocabulary	translate	adjective	plural												
foreign	noun	verb													