




Prince



Ghost



Revenge



Year 9 English Hamlet



Madness



Tragedy



Death

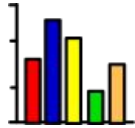
Year 9 English - Hamlet Vocabulary Mat

Topic Specific Vocabulary		Key Facts	Home Learning
Prince	A member of a royal family, especially a son of a King or Queen.	<p>The story of Hamlet is about a Danish prince who seeks revenge after the ghost of his father reveals he was murdered by the king's brother.</p> <p>Hamlet struggles with his thoughts and emotions, and pretends to be mad while he decides what to do.</p>	<ol style="list-style-type: none"> 1. Login to your school account and complete a reading or writing task. 2. Revise SPaG using BBC Bitesize
Ghost	The spirit of a dead person.		
Revenge	Harm done to someone as a punishment for harm that they have done to someone else.		
Madness	Stupid or dangerous behaviour.		
Tragedy	A very sad event or situation, especially involving death or suffering.		
Death	The end of life.		

Core Subject Words				
noun	verb	adjective	explain	describe
formal	informal	character	plot	play



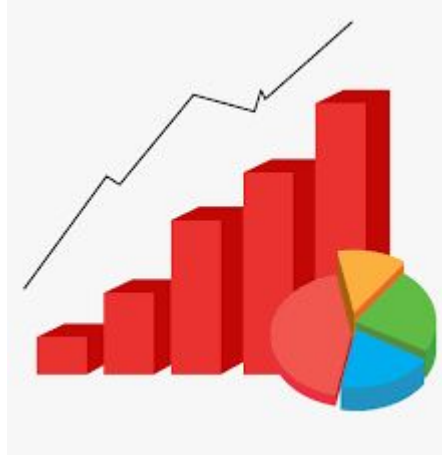
Data



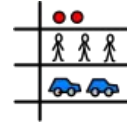
Bar Chart

Method of Travelling	Number of children
Walking	8
Car	9
Bus	4
Cycle	5
Train	1
Taxi	3

Table



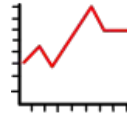
Year 9 Maths: Statistics



Pictogram



Tally



Line Graph


Maths: Year 9 - Term 6 - Topic Vocabulary Mat

Topic Specific Vocabulary		Key Learning	Home Learning
Data	A collection of facts that can be shown in charts, graphs and diagrams	<ul style="list-style-type: none"> • I can read a range of charts with different scales • I can draw charts with a range of different scales • I can answer exam questions comparing data from different charts • 	Weekly quiz on complete maths . Set on Monday, due on Friday Login details Username: firstnamesmbs Password: smbs123
Bar chart	A way to show data where rectangular bars show the amount by how tall they are		
Table	A grid that hold information like bus times.		
Pictogram	A graph drawn using pictures for amounts.		
Tally	Using lines to count objects.		
Line graph	A graph with points connected by lines to show how something changes.		

Core Subject Words				
Axis	Label	Title	Scale	Discrete Data
Continuous Data	Mean	Mode	Median	Range
Collection	Source	Greater than	Less than	Together



Question



Prediction



Variable



Year 9 Science Completing Full Experiments



Method



Result

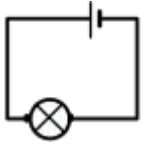


Conclusion


Science: Year 9 - Term 6 - Topic Vocabulary Mat

Topic Specific Vocabulary		Key Learning	Home Learning
Question	Something you want to find the answer to	<ul style="list-style-type: none"> I can ask a Scientific question I can explain what I did and what happened. I can say what I learned from my results 	Complete Vocabulary tasks for Keywords in the booklets provided.
Prediction	What you think will happen		
Variable	Something you change, measure or keep the same.		
Method	The steps you follow in an experiment		
Result	What happened in the experiment		
Conclusion	What you learned from the results		

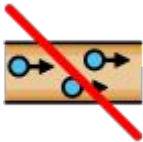
Core Subject Words				
Investigation	Independent	Fair test	Bar graph	Improve
Aim	Dependent	Instruction	Evidence	
Hypothesis	Control	Table	Repeat	



Circuit



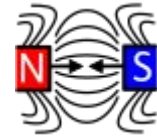
Conductor



Insulator



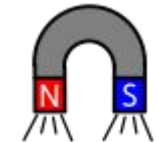
Year 9 Science Electricity and Magnetism



Attract



Repel



Magnet

Science: Year 9 - Term 6 - Topic Vocabulary Mat

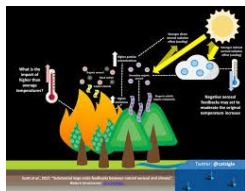
Topic Specific Vocabulary		Key Learning	Home Learning
Circuit	A loop that electricity can travel around	<ul style="list-style-type: none"> I can make a simple circuit I can tell the difference between a conductor and insulator I can show how magnets attract and repel 	Complete Vocabulary tasks for Keywords in the booklets provided.
Conductor	A material that lets electricity pass through it		
Insulator	A material that does not let electricity pass through it easily		
Attract	To pull towards you		
Repel	To push something away		
Magnet	An object that can attract certain metals		

Core Subject Words

Battery	Bulb	Negative	North Pole	Component
Cell	Electron	Buzzer	South pole	Symbol
Wire	Positive	Motor	Magnetic field	Unit



Physical



Impact



Terrain



Location



Plateau

Year 9 Humanities: Coastal Landscapes

Humanities: Year 9- Term 6 - Coastal Landscapes

Topic Specific Vocabulary		Key Learning	Home Learning
Physical	Anything related to nature	<ul style="list-style-type: none"> ● To know that a coast is where the land meets the sea. ● To know that erosion is the sea wearing away land. ● To know that deposition is the sea dropping sand/rocks. 	To research using the internet and find out the 7 natural wonders of the world. <ul style="list-style-type: none"> a) Name them b) Write a describing sentence for each one of them.
Impact	effect		
Terrain	Land		
Location	Position		
plateau	Upland		
valley	Low area		

Core Subject Words

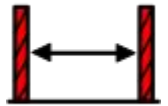
Retrieve	Evidence	History	Predict
Examine	Measure	Geography	Conclude
Source	Ratio	Estimate	Research



Athletics



Track



Distance



Year 9 PE: Athletics



Long Jump



High Jump



Discus

PE: Year 9 - Term 6 - Topic Vocabulary Mat


Topic Specific Vocabulary		Key Learning	Home Learning
Athletics	A group of different sports where you do running, jumping and throwing.	The very first Olympic Games were held in BC in Olympia, Greece, to honor Zeus.	To learn key words and use the internet to explore different definitions and examples.
Track	A marked out area you run around.	In the ancient Olympics, winners did not get medals they received a crown made of olive leaves	
Distance	The amount of space between two places.	The Olympic flame is lit in Olympia, Greece, and travels to the host city, a tradition that brings the Games together.	
Long jump	A sport where you run up to a line and then jump as far as you can into a sand pit.	The modern Olympics have been hosted by 23 countries.	
High jump	A sport where you try to jump over a bar and onto a soft mat.	The youngest Olympian in the modern era was just 10 years old.	
Discus	A sport where you throw a heavy round object as far as you can		

Core Subject Words

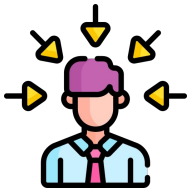
Health	Fitness	Movement	Speed	Jump
Distance	Catch	Throw	Sprint	Teamwork
Sportsmanship	Time	Warm up	Stretching	Strength




Confidence



Asserting



Influence



Year 9 Protective Behaviours: Emotional Responses and Problem Solving



Positive
Pressure



Negative
Pressure



Leader

Protective Behaviours: Year 9 - Term 2 - Topic Vocabulary Mat

Topic Specific Vocabulary		Key Learning
Confidence	Feeling strong inside and believing that you can look after yourself. It means knowing your voice matters.	Year 9 students are building on their safety skills by focusing on independence and self-belief. We are helping them develop the confidence to stand up for their own safety, whether they are in familiar places like school or exploring new, unfamiliar environments. A big part of our focus will be looking at how friends and peers can affect the choices we make. Students will learn to spot the difference between positive peer influence (friends who look out for us) and negative pressure (friends pushing us to take risks). Through class discussions, students will practice using their voices to make strong, safe decisions for themselves.
Asserting	It means using a firm voice, making eye contact, and saying "No" clearly when you feel unsafe.	
Influence	The way other people's choices make you want to change <i>your</i> choices.	
Positive Pressure	When friends encourage you to do something safe, kind, or brave (like wearing a helmet or walking away from trouble).	
Negative Pressure	When people tease you, dare you, or try to make you do something that makes your Early Warning Signs ring.	
Leader	Being the person who speaks up first or makes the safe choice, even if others are doing something else.	

Core Subject Words				
Safety	Relationships	Feelings	Strategies	Trust
Excited	Unsafe	Warnings	Trusted Adult	Secret



Job Application



Cover Letter



Job Interview



**Year 9 PSHE:
Applying for jobs and
courses**



CV/Resume



Personal Care



Body Language

PSHE: Year 9 - Term 6 - Topic Vocabulary Mat

Topic Specific Vocabulary		Key Learning	Home Learning
Job application	A job application is a form or letter you fill in to ask for a job.	Students learn good habits for staying clean, healthy, and feeling well.	<p>Create a poster, PowerPoint, mindmap, report, animation or video about:</p> <ol style="list-style-type: none"> 1. What is the difference between formal and informal language? 2. What are employers looking for? 3. Why is it important to know my strengths and weakness?
Cover Letter	A cover letter is a letter you send with your job application to explain why you want the job and why you are right for it.	Students learn to read body language to see how other people are feeling.	
Job Interview	A job interview is a meeting where an employer asks you questions to see if you are right for a job.	Students learn to use their own body language to show confidence, respect, and friendliness.	
CV/Resume	A CV (or resume) is a document that shows your work experience, education, and skills to help you get a job.	Students learn to use formal language, maintain good posture, make eye contact, and show confidence through gestures and facial expressions to make a positive impression in an interview.	
Personal Care	Personal care means looking after yourself, like washing, brushing your teeth, and keeping clean and healthy.		
Body Language	Body language is the way you use your face, hands, and body to show your feelings or what you are thinking.		

Core Subject Words				
Safe	Relationships	British Values	Consent	Healthy
Unhealthy	Emotions	Wellbeing	Feelings	Hygiene
Skills	Qualities	Personal	Bullying	Budgeting



Apartheid



Antisemitism

Holocaust

**Year 9 Religious Studies:
Prejudice and
Discrimination**

Segregation

Mediate

Karma

Followers of Buddhism: Year 9 - Term 6 - Topic Vocabulary Mat

Topic Specific Vocabulary		Key Learning	Home Learning
Spirits	The part of a person that is not their body.		1. Create a “Buddha's Life Comic Strip” Draw the main events in the Buddha’s life (e.g. birth, palace life, seeing suffering, enlightenment). Write a simple sentence or speech bubble for each scene. 2. Find pictures of Buddhist symbols (wheel, lotus, Buddha statue, prayer flag).
Reincarnation	The belief that a dead person's spirit returns to life in another body.		
Noble	Being honest, brave and kind.		
Enlightenment	Understanding something.		
Meditate	To think calm thoughts in order to relax.		
Karma	The belief that your actions in this life will affect the quality of your next life.		

Core Subject Words


fact	faith	creation	prophet	community
ceremony	miracle	festival	worship	moral
sacrifice	tradition	devotion	holy	prophecy



hispanic



Latin America



interpreter



Year 9 Spanish: The hispanic world and culture; Communication Challenge



translate

Spanish: Year 9 - Term 6 - Topic Vocabulary Mat

Topic Specific Vocabulary				Key Learning	Home Learning
hispanic		Spain or to Spanish-speaking countries			1. Practise the topic vocabulary for the term: Use the practice slide in Google Classroom and use the audio. Create some flashcards use a Look-Cover-Write-Check sheet.
Latin America		Countries which include the entire continent of South America, Mexico, Central America, and the islands of the Caribbean whose inhabitants speak Spanish or another language related to Latin			
Interpreter (noun)		a person whose job is to change what someone is saying into the words of another language			
translate		To change what is written or spoken into another language			
Core Subject Words					
vocabulary	translate	adjective	plural		
foreign	noun	verb			



Graphic Design



Photo Editing



Digital Art



**Year 9 ICT:
Using Computers to help us**



Desktop
Publishing



Task

ICT: Year 9 - Term 3 - Using Computers to help us

Topic Specific Vocabulary		Key Learning	Home Learning
Graphic Design	The art or skill of combining text and pictures in advertisements, magazines, or books.	<ul style="list-style-type: none"> To know that a File is a single piece of information like a photo or a Microsoft Word document. To know that File Extensions (like .docx, .pdf, or .jpg) tell the computer which program is needed to open that specific file. 	To choose a theme and make a PowerPoint to present it. To include: 4 slides 2 Transitions 2 Animations 2 Pictures
Photo Editing	Photo editing is the changing of images using a special type of software.		
Digital Art	Digital art is an artistic work or practice that uses digital technology as part of the creative or presentation process		
Desktop Publishing	Desktop publishing is the creation of documents using page layout software on a personal computer.		
Task	A job that must be done, a specific piece of work.		

Core Subject Word

Research	Download	Save	Computer	Internet
Calculate	Upload	Open	Survey	Attach
Edit	Document	Minimise	Maximise	calculate



Afternoon Tea



Pastry



Dietary Restrictions

menu

SANDWICHES
Coronation Chicken
Free Range Egg Mayonnaise & Cress
Honey Roast Ham, Mustard Mayonnaise
Mature Cheddar & Onion Marmalade

SWEETS
Triple Chocolate Cookie Dough
Biscoff Millionaire
Lemon Cheesecake
Strawberry Cream Choux Bun
White Chocolate & Raspberry Blondie

SCONES
Cherry & Almond
Sultana

DRINKS
Tea & Cafeteries of Coffee are refillable
all other hot drinks are chargeable

Menu

Year 9 Food Tech: Afternoon Tea





Baking



Presentation

Food Tech: Year 9 - Term 6 - Topic Vocabulary Mat

Topic Specific Vocabulary		Key Learning	Home Learning
Afternoon Tea	A light meal in the afternoon with sandwiches, cakes, pastries, and tea. It is a British tradition.	<p>Afternoon tea is a British tradition that includes small sandwiches, cakes, and pastries served as a light meal. Planning a menu helps ensure a variety of foods are included and that different dietary needs are considered. Baking is used to prepare many afternoon tea items, such as cakes and pastries, safely and correctly. Good presentation is important when serving afternoon tea, as it makes the food look attractive, organised, and appealing.</p>	<p> Plan an afternoon tea menu for 3 people. Include:</p> <ul style="list-style-type: none"> ● 1 sandwich idea ● 1 cake or pastry idea ● 1 drink <p> Design a neatly labelled menu or drawing showing how you would present your afternoon tea so it looks appealing and well organised.</p>
Menu	A list of foods and drinks you plan to make or serve.		
Baking	Cooking food using dry heat in an oven.		
Pastry	A dough used to make foods like pies, tarts, and pastries.		
Dietary Restrictions	Food rules or needs people follow for health, religion, or allergies.		
Presentation	How food looks when it is served, including arrangement and appearance.		

Core Subject Words

Eatwell Guide	Bacteria	Cost	Presentation	Weighing
Food Groups	Hygiene	Measuring	Cross Contamination	Measuring Spoons
Balanced	Technique	Timing	Knife Skills	Electric Whisk



Etching



Project



Embark



Year 9 Art: Ceramics



Picasso



Generate



Joining

Art: Year 9 - Term 6- Topic Vocabulary Mat

Topic Specific Vocabulary		Key Learning	Home Learning
Etching	A drawing using a scratching marks to make an image.	<p>Understanding how etching techniques can be applied to ceramic surfaces and how artists like Picasso used similar processes to create expressive designs.</p> <p>Developing creative ideas by embarking on a ceramic project, generating unique patterns and forms through joining and surface decoration methods.</p> <p>Comparing different ceramic techniques, including etching and joining, and evaluating how artists such as Picasso approached form, texture, and storytelling in their work.</p>	<p>Find examples of Picasso's ceramic work and identify how he used etching and surface design. Write a short paragraph describing what you notice and what inspires you.</p> <p>Create your own design for a ceramic piece. Generate ideas in a sketchbook, showing how you would use etching patterns and how different parts could be joined together.</p>
Picasso	A Spanish artist.		
Project	A planned piece of work.		
Generate	To create or make something.		
Embark	Start of a creative journey.		
Joining	Sticking two pieces of clay together.		

Core Subject Words

Pattern	Texture	Space	Value	Tone
Line	Form	Self-Portrait	Elements of art	Landscape
Portrait	Layer	Sculpt	Re-work	Enhance



Plot



Spoken dialogue



Stage Directions



Yr 9 Drama- Blood Wedding



Naturalistic



Abstract



Choral

Drama: Year 9 - Term 6 - Topic Vocabulary Mat

Topic Specific Vocabulary		Key Learning	Home Learning
Plot	The story of a book, film or play	<p>A bride in Spanish town is stuck between the person she is meant to marry and the person she really loves. The person she loves is the enemy of the person she is meant to marry. During this time it was more important to marry for money than marry for love.</p> <p>This is a spanish play by a playwright called Federico Garcia Lorca.</p>	<p><i>Blood Wedding</i></p> <ul style="list-style-type: none"> ● Create a poster about your play. ● Learn your lines. ● Consider how you would stage your play - add notes on lighting, set, costume and sound to your script. ● Draw a storyboard for the play. ● Practice your lines in Spanish for Act 3.
Spoken dialogue	People talking out loud		
Stage Directions	An instruction written as part of the script of a play		
Naturalistic	Believable - it could happen		
Abstract	Made up and not real		

Core Subject Words				
Perform	Transition	Play	Performance	Playwright
Audience	Script	Theatre	Genre	Staging
Character	Scene	Drama	Levels	Props