

Speech and Language Therapy at Home #9

These weekly newsletters give you information and activities to help support your child's speech and language skills at home.

This week's topic:

Following instructions



Did you know...



Children with language disorder may have difficulties following long instructions with many **information carrying words (ICW's)**. An ICW is a word that carries meaning. A sentence such as: 'Pass me the big, red bag would be of **3 key words** while the sentence pass me the yellow striped shirt with sleeves would be of **4 key words**.

Practicing ICW's in a conversation without giving physical cues or using gesture is a good way to help your child's understanding of language.

You can practice using ICW's in activities where you give instructions.



Activities to support following instructions

These games are for 2 or more people to play.

Put a cereal box in between so you can't see the other person's picture.

One person has to give some instructions of what to draw.

At the end, look to see if you have the same picture.



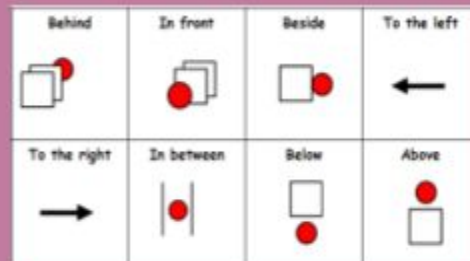
1. Listen to these instructions and draw what you hear

Read out these instructions and draw a picture. The key words are underlined.

1. Draw a lake at the bottom of your picture
2. Draw a boat on the lake
3. Draw 2 mountains at the top of the picture
4. Draw the sun between 2 mountains
5. Draw a house with a chimney in the middle of the picture
6. Draw smoke coming out of the chimney
7. Draw 2 birds flying in the sky
8. Draw a snake around your picture

Can you think of instructions for a different picture?

2. Be an architect. Design the school playground using these prepositions



Please contact your child's speech and language therapist with any questions.

1. Read out these instructions and draw a picture. The key words are underlined


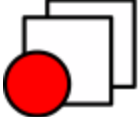





1. Draw a lake at the bottom of your picture
2. Draw a boat on the lake
3. Draw 3 mountains at the top of the picture
4. Draw the sun between 2 mountains
5. Draw a house with a chimney in the middle of the picture
6. Draw smoke coming out of the chimney
7. Draw 3 birds flying in the sky
8. Draw a square around your picture

Can you think of instructions for a different picture?

2. Use these prepositions to design the school's playground.

Think of all the things you would like to put in it, like some trees, a basketball court, an outdoor gym, a special garden or even a pond. Draw your design as you go.

Let everyone have a turn giving instructions!

Behind 	In front 	Beside 	To the left 
To the right 	In between 	Below 	Above 